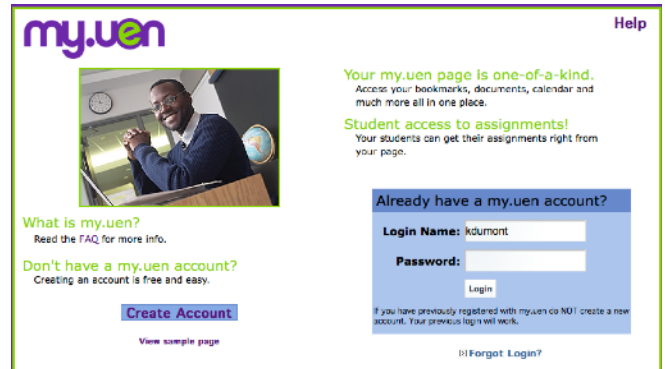


# Using eMedia

This year we have access to the entire eMedia library as opposed to the limited library. To access the full library though you need to be logged in through your my.uen account. The most important thing to understand is that eMedia is not a streaming service, but a download service. You need to download the videos to use them effectively. Another thing to understand is that once you download a video you have the right to save and use it in perpetuity.

To do this go to <http://my.uen.org>.  
Login using your UEN credentials.








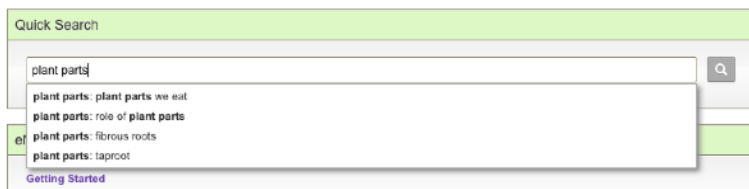
## UEN Premium Services

-  UIMC+ eMedia
-  Utah's Online Library
-  Digital Science Online
-  Adobe Connect

This logs you into your personal UEN page.  
Under UEN Premium Services click on UIMC+ eMedia.  
This takes you into eMedia.

I will point you towards the eMedia tutorials to get more detailed information on using eMedia. This will be a real quick guide. I will tell you that eMedia has a great library, including some of your favorite series, like Magic School Bus, Bill Nye, and Reading Rainbow.

-  November Highlights
-  Browse by Utah Core
-  Browse by Grade Level
-  eMedia Tutorials
-  More...



Let's say that I need a video about plants, specifically plant parts. I enter my term(s) in Quick Search. It gives me some immediate potential videos that I can view. I can click on one of those or just hit return to get a complete list of search results.



**CANYONS**  
School District

Education Technology Department  
<http://edtech.canyonsdistrict.org>

I am just going to select this result. I will click on this title.

Digital Science Online: **Plant Parts** - Full Program

Students will explore the basic **parts** of a **plant** including the stem, roots, and leaves. The video describes the functions of each of these **plant parts** using many real-world examples that students will recognize easily. Important terminology includes: tap root, fibrous root, stem, sap, nutrients, and leaf.



Media Type: Video  
Duration: 15min 02sec  
Grade Level: 1|2|3|4|5|6  
Utah Core Area: Science  
Status: Live | Last updated: 3 years ago  
Relevance: 2.661

Digital Science Online: **Plant Parts** - Full Program

Students will explore the basic parts of a plant including the stem, roots, and leaves. The video describes the functions of each of these plant parts using many real-world examples that students will recognize easily. Important terminology includes: tap root, fibrous root, stem, sap, nutrients, and leaf.

Downloads:

Please click the download button only once. The item will be saved to your desktop or downloads folder.

	<b>Plant Parts Full - Quicktime Download</b> Plant_Parts.mp4 - 114.90 MB	<a href="#">Download</a>
	<b>Plant Parts Full - Windows Media Download</b> Plant_Parts.wmv - 99.55 MB	<a href="#">Download</a>

On this page click on the download link for the Quicktime download. It will start the download process. The video should download into the Downloads folder. You can drag the file anywhere on your computer, then double-click the file to open it and play the video.



**CANYONS**  
School District

Education Technology Department  
<http://edtech.canyonsdistrict.org>